



**SKYSPANSHADE**  
COMMERCIAL UMBRELLAS AND SHADE STRUCTURES



**PREMIUM COMMERCIAL UMBRELLAS**

Australian Made





## CONTENTS

About Us	3
Architectural Umbrellas	5
Skyspan™ Features	7
Alfresco Portable Range	8
The Horizon Range	9
The Sunset Range	10
The Typhoon Range	11
The Vista Range	12
The Panorama Range	13
Umbrella Accessories	15
Skyspan™ Cube Portable Base	16
Umbrella Specifications	18 - 20
Product Specification Matrix	21
Skyspan™ Service	23

# ABOUT US

## Skyspan™ Shade

Skyspan™ Shade are specialists in the design and manufacture of premium commercial grade architectural umbrellas.

Established in the early 1990's, all products are made in Australia, from our base on Brisbane's South side.

Our turn-key service begins with our unique designs, which are all certified by our in-house structural engineer and wind rated to meet or exceed Australian standards.

Skyspan™ promotes a culture of innovation and accountability which ensures complete quality control and quality assurance, with our systems continually improving to anticipate, meet and exceed client's expectations.

Our core focus is to manufacture and provide the best quality shade solutions on the market today.





# Architectural Umbrellas

Skyspan™ Umbrellas demonstrate the perfect culmination of elegance and style with the ability to turn any outdoor area into an extraordinary luxurious leisure retreat.

Every umbrella is proudly made in Australia, architecturally designed and engineered to ensure stability and durability in our extreme weather conditions, including UV protection and a wind rating certification of up to 148km/h (W41).

Skyspan™ is proud to be able to offer our clientele a wide range of architectural umbrellas that include the following options:

- Centre column, cantilevered, and gazebo styles
- Square, hexagonal, rectangle and custom shapes
- Marine grade 316 stainless steel catenary cables and fittings
- Full alloy frame available in selected ranges (carrying a lifetime anti-rust warranty)
- Full colour range and corporate branding
- Engineered wind rating from 118km/h (W31) to 141km/h (W41)
- Unique concealed gear drive mechanism available on selected models for fast and easy retraction
- Complete turnkey package including consultation, design and installation
- Range of accessory options including integrated rain diverters, link panels (to join umbrellas), corporate branding, down/up lights and pre-wiring to accommodate USB ports, power points, heaters and speaker systems.

To find out more visit  
[skyspanshade.com.au](http://skyspanshade.com.au)



# Six Elements of a Truly Commercial Umbrella

## 1 | A PROPER TENSIONED CANOPY IS KEY

The Skyspan™ internal tensioning system involves a services of steel cables that run the perimeter seams and arms of the canopy with anti-creep fixings.

## 2 | AN APPROPRIATE RETRACTION SYSTEM

This ensures larger retractable umbrellas can be easily and safely raised and lowered. Skyspans proprietary internalised gearing system ensures long lasting excellent function.

## 3 | BEST IN CLASS CANOPY FABRIC IS ESSENTIAL

Skyspans choice of architectural grade PVC offers both vibrant long lasting colour choice, with the additional benefit of waterproof, high heat reflection, UV Resistant, 50+ UV rated, fade resistance, anti-fungal and flame retardant qualities. This means the canopy is easy care and will last the distance.

## 4 | TO BE A SUSTAINABLE ASSET

Skyspan™ Umbrellas can be re-skinned to refresh colours, and all parts can be recycled if it is no longer needed.

## 5 | LONG LASTING

The high quality design and manufacture standards, along with replaceable parts, ensures you get long term return of the umbrella investment. In addition it is critical to select umbrellas engineered for the locations wind zone.

## 6 | FANCY FUN STUFF

You can add heating, lighting, cooling, rain gutters, bar leaners and USB ports to your Skyspan™ Umbrella.

# Skyspan™ Features

## ENGINEERED & WIND RATED

Skyspan™ architectural umbrellas come with an Engineer Wind Rating Certification, be it our Alfresco portable umbrellas (60Km/h), Vista and Sunset ranges (118Km/h open, 148Km/h retracted) or our cyclone rated Typhoon and Panorama ranges (148Km/h open).

## STYLISH CAST BASE PLATES

At Skyspan™ we pay attention to detail. Starting at the bottom our custom cast alloy base plates provide a clean look whilst adding durability and strength to the design.

## EASY WIND OPENING & RETRACTING

In the middle our “Easy Wind” retraction system utilises a unique “rack and pinion” gear system which along with our “Anti-Jam” crank lift allow for easy, fast and reliable opening/closing of canopies. A simple but unique lever allows the umbrella to be locked in the open position for safety when used in public spaces. The removable handle leaves a clean aesthetic appearance whilst preventing unauthorised operation.

## CONCEALED CABLES

At the canopy level, our concealed stainless perimeter cable gives the canopy its curved contemporary profile and overall chic quality. All hardware is manufactured from marine grade stainless steel for maximum strength and longevity.





ALFRESCO

## Alfresco Portable Range

Our Alfresco range is designed to be light and easy to handle, easily removable from in-ground sockets or above-ground base plates, compatible with a large assortment of existing tables and sockets, yet able to withstand wind speeds of up to 60 kph.

- Available in square, 1.9m – 3.5m sizing.
- Easily retracted or opened with a rope and pulley system.
- Outside column diameter of Ø49mm which fits inside most standard table umbrella holes.
- Made from high tensile corrosion resistant structural grade aluminium, powder coated in a multitude of colours.
- Low maintenance, heat reflective, UV treated and fully welded architectural grade PVC membrane available in a large variety of colours.
- Marine grade 316 stainless steel catenary cables and fittings.
- 1 year warranty on frame and fabric.
- Engineered up to 60km/h wind rating.
- Accessory options include 'in-ground' or 'above-ground' lockable base plates and corporate branding.







HORIZON

## Horizon Range

Designed with flexibility in mind, the Horizon range is ideal for outdoor dining, resorts and entertainment venues. Available in several shapes with high corrosion resistance materials, a wide range of accessories and a W33 (118kph) wind rating, it's easy to see why the Horizon range is a favourite.

- Available in square, hexagonal or rectangular shapes.
- 2.4m Sq – 5.6m Hex standard sizing.
- Made from high tensile, corrosion resistant structural grade aluminium, powder coated in a multitude of colours.
- Low maintenance, heat reflective, UV treated and fully welded architectural grade PVC membrane available in a large variety of colours.
- Marine grade 316 stainless steel catenary cable and fittings.
- 10 year frame anti-rust policy, 5 year structural warranty on the frame and minimum 5 year fabric manufacturer's warranty on the canopy.
- Engineer wind rated to 118 kph (W33).
- Accessory options include integrated rain diverters, link panels (to join umbrellas), corporate branding, down/up lights and can be pre-wired to accommodate heaters and speaker systems.





SUNSET

## Sunset Range

The brilliance of our Sunset umbrellas is that in extreme weather conditions they can be retracted easily and quickly. The unique gearing mechanism neatly concealed within the column of the umbrella allows the unit to be wound down via removable handle or automatically via remote control, ideal for cafes, restaurants and holiday resorts.

- Available in square, hexagonal and rectangular shapes.
- 2.4m Sq – 5.6m Hex standard sizing.
- Fully retractable with optional remote control for ease of retracting or deploying the canopy.
- Made from high tensile, corrosion resistant structural grade aluminium, powder coated in a multitude of colours.
- Low maintenance, heat reflective, UV treated and fully welded architectural grade PVC membrane available in a large variety of colours.
- Marine grade 316 stainless steel catenary cable and fittings.
- 10 year frame anti rust policy, 5 year structural warranty and 2 year warranty on the canopy.
- Engineered wind rated 118 kph (W33) open and 148 kph (W41) closed.
- Accessory options include integrated rain diverters, link panels (to join umbrellas), corporate branding, down/up lights and can be pre-wired to accommodate heaters and speaker systems.





TYPHOON

## Typhoon Range

The clear choice for coastal resorts, exposed public spaces and wind-prone environments. Typhoon umbrellas are engineer certified to a wind rating W41 (148 KPH). Combine that with an industry leading structural and canopy warranty and you have shade with piece of mind.

- Available in square, hexagonal and rectangular shapes.
- 2.4m Sq – 5.6m Hex standard sizing.
- Non Retractable.
- Made from high tensile, structural grade aluminium with additional bracing for strength, powder coated in a multitude of colours.
- Low maintenance, heat reflective, UV treated and fully welded architectural grade PVC membrane available in a large variety of colours.
- Marine grade 316 stainless steel catenary cable and fittings.
- 10 year frame anti rust policy, 5 year structural warranty on the frame and canopy.
- Engineer wind rated to 148 kph (W41).
- Accessory options include integrated rain diverters, link panels (to join umbrellas), corporate branding, down/up lights and can be pre-wired to accommodate heaters and speaker systems.

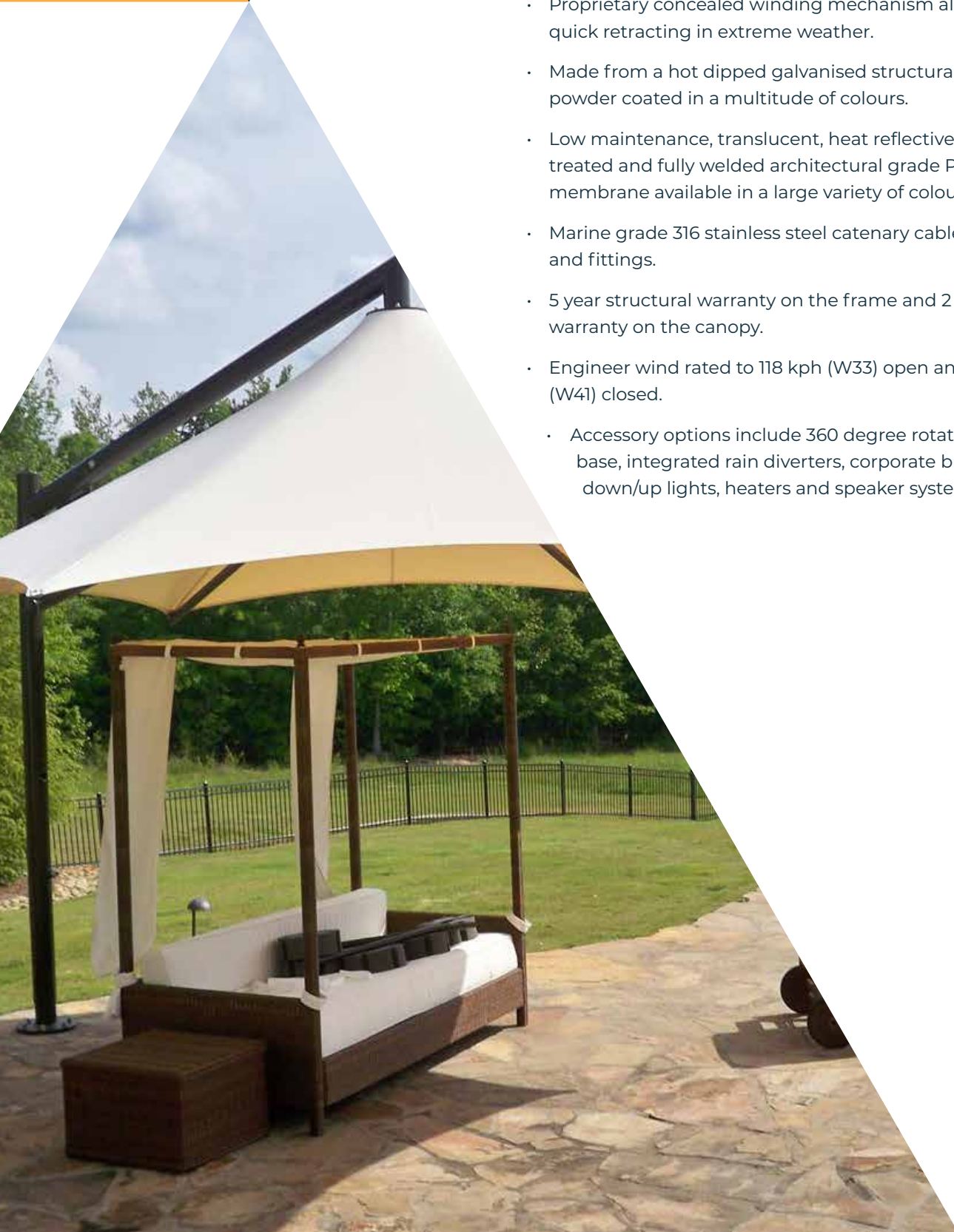




## Vista Range

The Vista range has a cantilevered frame ideal for pools, cafes and public spaces where clear space under the canopy is preferred. The optional 360 degree rotating base is perfect for utilising the shade at varying times of the day or for covering more than one area.

- Available in square, hexagonal and rectangular shapes.
- 2.4m Sq – 5.6m Hex standard sizing.
- Proprietary concealed winding mechanism allows for quick retracting in extreme weather.
- Made from a hot dipped galvanised structural steel, powder coated in a multitude of colours.
- Low maintenance, translucent, heat reflective, UV treated and fully welded architectural grade PVC membrane available in a large variety of colours.
- Marine grade 316 stainless steel catenary cable and fittings.
- 5 year structural warranty on the frame and 2 year warranty on the canopy.
- Engineer wind rated to 118 kph (W33) open and 148 kph (W41) closed.
- Accessory options include 360 degree rotational base, integrated rain diverters, corporate branding, down/up lights, heaters and speaker systems.





PANORAMA

## Panorama Range

The Panorama range's primary feature is its perimeter frame. The structural perimeter frame makes fitting blinds a breeze, allows for easy mounting of heating, cooling and lighting systems whilst contributing to a W41 (148kph) wind rating.

- Available in centre column, cantilevered or gazebo style post arrangements.
- 3.0m – 8.0m standard sizing, custom sizing is also available.
- Non Retractable.
- Frame constructed from structural grade C350 steel, hot dip galvanised and powder coated in a multitude of colours.
- Low maintenance, translucent, heat reflective, UV treated and fully welded architectural grade PVC membrane available in a large variety of colours.
- 5 year structural warranty on the frame and minimum 5 year fabric manufacturer's warranty on the canopy.
- Engineered to W41 (148kph) winds in terrain category 3 for areas with high wind conditions.
- Accessory options include PVC curtains, gutters, link panels (joining adjacent umbrellas), corporate branding, down/up lights, heaters, electrical access points and speaker systems.





# Umbrella Accessories

## INTEGRATED ELECTRICAL SOLUTIONS

Skyspan™ offers the option of integrated electrical wiring to accommodate Heating, Lighting, Speakers, Power and USB Ports.

## LIGHTING

Up-lighting, down-lighting and strip lighting are able to be provided.

## PVC BLIND SYSTEMS

Skyspan™ Umbrellas offer the facility of blinds in order to create a more sheltered and cosy environment, note will may effect the umbrellas wind rating.

## FABRIC AND FRAME COLOUR OPTIONS

Skyspan™ offer a complete range of powder coating colours from the Skyspan™ colour range for frames and a comprehensive set of canopy colours from the Serge Ferrari 502 range.

## REMOTE RETRACTION

Sunset retractable umbrellas have optional remote control for ease and speed of retracting or deploying the canopy.

## CORPORATE BRANDING

Corporate branding options available, including full-colour screen printing.

## RAIN DIVERTERS

To channel away water rain diverters can be attached to the waterproof canopy.

## JOINER PANELS

Joiner panels are used to link umbrella units together to provide a simple but effective weather-proof solution between adjacent Skyspan™ Umbrellas.

## 360 DEGREE ROTATIONAL BASE

Our base allows the Vista cantilevered umbrella to rotate freely through 360 degrees, allowing optimal use of the umbrellas shade throughout the day.

# Skyspan™ Cube Portable Base

Need shade here? Or over here? Our stylish concrete Skyspan™ Cubes have been designed to enable you to re-position your Skyspan™ Umbrella where you need, when you need it.

Weighted, yet portable, each Skyspan™ Cube is fitted with commercial grade lockable casters and levelling feet, allowing for easy maneuverability of your umbrella. Once relocated, the Skyspan™ Cube is easily and safely locked into place.

Skyspan™ Cubes can be filled with decorative stone, sand, plants or lined with timber to double as a leaner/table, enhancing your outdoor space.

## Sunset and Alfresco Retractable Umbrellas\*

Skyspan™ Cube* L x W x H mm	Umbrella Size	ALFRESCO	SUNSET
800 x 800 x 600	Square 2.4	■	■
800 x 800 x 600	Square 3.0	■	■
800 x 800 x 600	Hexagonal 4.4	NA	■

\* Skyspan™ Cube application is site specific and subject to Engineer analysis and approval.

## Horizon and Typhoon Fixed Umbrellas\*

Skyspan™ Cube* L x W x H mm	Umbrella Size	HORIZON	TYPHOON
800 x 800 x 600	Square 2.4	■	■
800 x 800 x 600	Square 3.0	■	■
800 x 800 x 600	Hexagonal 4.4	■	■
800 x 800 x 800	Square 2.4	■	■
800 x 800 x 800	Square 3.0	■	■
800 x 800 x 800	Hexagonal 4.4	■	■

\* Skyspan™ Cube application is site specific and subject to Engineer analysis and approval.

*This image features the Typhoon umbrella in a 800 x 800 x 800 Skyspan™ Cube.*

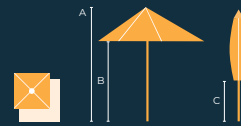




# Specifications

## Alfresco Range

Engineer Certified 60kph open.



Canopy Type	Dimensions	Umbrella Height			Weight
	L x W Approx	A	B	C	Kg Approx
Square 1.9	1900 x 1900mm	3530mm	2500mm	1450mm	10
Square 2.4	2380 x 2380mm	3140mm	2250mm	1350mm	12
Square 3.0	3130 x 3130mm	3340mm	2250mm	1100mm	14
Square 3.5	3480 x 3480mm	3280mm	2250mm	1000mm	16

## Horizon Range

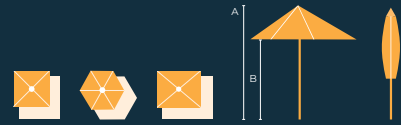
Engineer Certified 118kph open.



Canopy Type	Dimensions	Umbrella Height		Weight
	L x W Approx	A	B	Kg Approx
Square 2.4	2380 x 2380mm	3140mm	2250mm	110
Square 3.0	3130 x 3130mm	3340mm	2250mm	120
Square 3.5	3470 x 3470mm	3285mm	2250mm	130
Square 4.0	4000 x 4000mm	3530mm	2410mm	135
Hexagonal 4.4	3830 x 4415mm	3325mm	2250mm	135
Hexagonal 5.0	4960 x 4310mm	3350mm	2250mm	140
Hexagonal 5.6	5610 x 4880mm	3445mm	2270mm	160
Rectangular 4 x 3	3950 x 2950mm	3400mm	2370mm	150

## Sunset Range

Engineer Certified 118kph (W33) open,  
148kph (W41) closed.



Canopy Type	Dimensions	Umbrella Height		Weight
	L x W Approx	A	B	Kg Approx
Square 2.4	2380 x 2380mm	3140mm	2250mm	110
Square 3.0	3130 x 3130mm	3340mm	2250mm	120
Square 3.5	3470 x 3470mm	3285mm	2250mm	130
Square 4.0	4000 x 4000mm	3530mm	2410mm	135
Hexagonal 4.4	3830 x 4415mm	3325mm	2250mm	135
Hexagonal 5.0	4960 x 4310mm	3350mm	2250mm	140
Hexagonal 5.6	5610 x 4880mm	3445mm	2270mm	160
Rectangular 4 x 3	3950 x 2950mm	3400mm	2370mm	150

## Typhoon Range

Engineer Certified 148kph (W41) open.



Canopy Type	Dimensions	Umbrella Height		Weight
	L x W Approx	A	B	Kg Approx
Square 2.4	2380 x 2380mm	3140mm	2250mm	110
Square 3.0	3130 x 3130mm	3340mm	2250mm	120
Square 3.5	3470 x 3470mm	3285mm	2250mm	130
Square 4.0	4000 x 4000mm	3530mm	2410mm	135
Hexagonal 4.4	3830 x 4415mm	3325mm	2250mm	135
Hexagonal 5.0	4960 x 4310mm	3350mm	2250mm	140
Hexagonal 5.6	5610 x 4880mm	3445mm	2270mm	160
Rectangular 4 x 3	3950 x 2950mm	3400mm	2370mm	150

## Specifications *continued*

### Vista Range

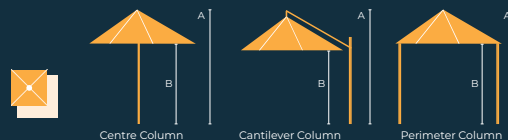
Engineer Certified 118kph (W33) open,  
148kph (W41) closed.



Canopy Type	Dimensions L x W Approx	Umbrella Height		Weight Kg Approx
		A	B	
Square 2.4	2380 x 2380mm	3350mm	2250mm	300
Square 3.0	3130 x 3130mm	3550mm	2250mm	314
Square 3.5	3470 x 3470mm	3555mm	2250mm	330
Square 4.0	4000 x 4000mm	3730mm	2410mm	347
Square 5.0	5000 x 5000mm	4153mm	2500mm	372
Hexagonal 4.4	3830 x 4415mm	3545mm	2150mm	270
Hexagonal 5.0	4960 x 4310mm	3635mm	2150mm	275
Hexagonal 5.6	4880 x 5610mm	3643mm	2270mm	280
Rectangular 4 x 3	3950 x 2950mm	3615mm	2370mm	330

### Panorama Range

Engineer Certified 148kph (W41) open.



Canopy Type	Dimensions L x W Approx	Umbrella Height		Weight Kg Approx
		A	B	
Centre	3000 x 3000mm	3380mm	2400mm	325
Centre	4000 x 4000mm	3680mm	2400mm	360
Centre	5000 x 5000mm	3990mm	2400mm	385
Centre	6000 x 6000mm	4440mm	2400mm	400
Cantilever	3000 x 3000mm	3730mm	2400mm	336
Cantilever	4000 x 4000mm	4040mm	2400mm	377
Cantilever	5000 x 5000mm	4360mm	2400mm	396
Cantilever	6000 x 6000mm	4800mm	2400mm	411
Perimeter	5000 x 5000mm	3990mm	2400mm	565
Perimeter	6000 x 6000mm	4500mm	2400mm	588
Perimeter	8000 x 8000mm	4850mm	2400mm	667

# Specifications Matrix

Range	ALFRESCO	HORIZON	SUNSET	TYPHOON	VISTA	PANORAMA
<b>SHAPES</b>						
Square	■	■	■	■	■	■
Rectangle		■	■	■	■	
Hexagonal		■	■	■	■	
<b>WIND RATING</b>						
Up to 60Kmh	■					
W33 up to 118Kph		■	Open		Open	
W41 up to 148Kph			Closed	■	Closed	■
<b>FRAME MATERIAL</b>						
Steel					■	■
Aluminium	■	■	■	■		
<b>FRAME TYPE</b>						
Centre Column	■	■	■	■		■
Cantilever					■	■
Gazebo						■
<b>FEATURES</b>						
Fixed Open		■		■		■
Retractable Fixed			■		■	
Retractable Portable	■					
Perimeter Frame						■
<b>ACCESSORIES</b>						
Blinds						■
Lighting Systems		■	■	■	■	■
Electric Heaters		■	■	■	■	■
Power Points		■	■	■	■	■
Speaker Systems		■	■	■	■	■
Link Panels		■	■	■		■
Corporate Branding	■	■	■	■	■	■
Remote Electrical Retraction System			■			
360 Degree Rotational Base					■	
Rain Diverter		■	■	■	■	■
Skyspan™ Cube	■	■	■	■		



# Skyspan™ Service

## AUSTRALIAN DESIGN, MANUFACTURE & SUPPORT

When you buy a Skyspan™ Umbrella you are not only supporting Australian industry. Skyspan™ customers receive world class quality products specifically designed to suit Australian conditions in shorter time frames than competitors who import their product. Skyspan™ quality control process includes inspection of EACH unit prior to packaging, crating and shipping.

## INDUSTRY LEADING AUSTRALIAN WARRANTY

Skyspan™ Umbrellas offer true peace of mind with lifetime anti rust warranty on aluminium umbrellas and up to 10 years structural and 5 year canopy warranties on selected product lines.

## MAINTENANCE

Skyspan™ offer a comprehensive maintenance program to ensure correct operation of your Skyspan™ Umbrella to fulfill your warranty.



- Support Australian Industry
- Products specifically designed to suit Australian conditions.
- Shorter lead times than imported products.
- Parts and Accessories are readily and easily available





**SKYSPANSHADE**  
COMMERCIAL UMBRELLAS AND SHADE STRUCTURES

1/4 Old Pacific Hwy  
Yatala, QLD 4207

Ph: +61 1300 667 176

Ph: +61 7 3804 6288

[sales@skyspanshade.com.au](mailto:sales@skyspanshade.com.au)

[skyspanshade.com.au](http://skyspanshade.com.au)

YOUR SKYSPAN™ DISTRIBUTOR IS:

Blank white box for distributor information.

